



240V AC, control relay, relay

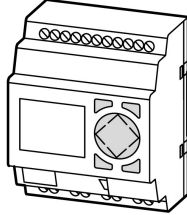


Powering Business Worldwide™

Part no. **EASY512-AC-RC**

Article no. **274104**

Delivery programme

			
Product range			Control relays easyRelay
Basic function			easy500
Description			Stand alone Customized laser inscription or delivery with user program possible with EASY-COMBINATION-* product (article No. 257823)
Inputs			
Digital input count			digital: 8
Digital			8
Outputs			
Type			Relay
Quantity of outputs			Relays: 4
Outputs		Number	4
Additional features			
Display			with display, with keypad
Supply voltage			100 - 240 V AC
Software			EASY-SOFT-BASIC/-PRO

Approbationen

UL approval	Yes
CSA approval	Yes
Product Standards	IEC/EN see Technical Data; UL 508; CSA C22.2 No. 142-M1987; CSA C22.2 No. 213-M1987; CE marking
UL File No.	E135462
UL CCN	NRAQ
CSA File No.	012528
CSA Class No.	2252-01 + 2258-02
NA Certification	UL listed, CSA certified
Degree of Protection	IEC: IP20, UL/CSA Type: -

General

Standards			EN 55011, EN 55022, IEC/EN 61000-4, IEC 60068-2-6, IEC 60068-2-27
Dimensions (W x H x D)		mm	71.5 x 90 x 58 (4 space unit)
Weight		kg	0.2
Mounting			Top-hat rail IEC/EN 60715, 35 mm or screw fixing using fixing brackets ZB4-101-GF1 (accessories)

Terminal capacities

Solid		mm ²	0.2/4 (AWG 22 - 12)
Flexible with ferrule		mm ²	0.2/2.5 (AWG 22 - 12)
Standard screwdriver		mm	3.5 x 0.8
Max. tightening torque		Nm	0.6

Climatic environmental conditions

Operating ambient temperature		°C	In accordance with IEC 60068-2-1, -25 - +55
Condensation			Take appropriate measures to prevent condensation
LCD display (clearly legible)		°C	0 - 55
Storage		°C	-40 - +70
relative humidity		%	nach IEC 60068-2-30, IEC 600068-2-78 5 - 95
Air pressure (operation)		hPa	795 - 1080

Ambient conditions, mechanical

Protection type (IEC/EN 60529, EN50178, VBG 4)			IP20
Vibrations		Hz	nach IEC 60068-2-6 konstante Amplitude 0.15 mm: 10 - 57 konstante Beschleunigung 2 g: 57 - 150
Mechanical shock resistance (IEC/EN 60068-2-27) semi-sinusoidal 15 g/11 ms		Impacts	18
Drop to IEC/EN 60068-2-31	Drop height	mm	50
Free fall, packaged (IEC/EN 60068-2-32)		m	1
Mounting position			Vertical or horizontal

Electromagnetic compatibility (EMC)

Overvoltage category/pollution degree			III/2
Electrostatic discharge (ESD)			
applied standard			according to IEC EN 61000-4-2
Air discharge		kV	8
Contact discharge		kV	6
Electromagnetic fields (RFI), to IEC EN 61000-4-3		V/m	10
Radio interference suppression			EN 55011 Class B, EN 55022 Class B
Burst			according to IEC/EN 61000-4-4 Supply cables: 2 Signal cables: 2
power pulses (Surge)			according to IEC/EN 61000-4-5 2 kV (supply cables, symmetrical)
Immunity to line-conducted interference to (IEC/EN 61000-4-6)		V	10

Insulation resistance

Clearance in air and creepage distances			EN 50178, UL 508, CSA C22.2, No. 142
Insulation resistance			EN 50178

Back-up of real-time clock

Back-up of real-time clock			
			<p>① Backup time (hours) with fully charged double layer capacitor</p> <p>② Service life (years)</p>
Accuracy of real-time clock to inputs		s/day	typ. ± 2 (± 0.2 h/Year)
			depending on ambient air temperature fluctuations of up to ± 5 s/day (± 0.5 h/year) are possible


Repetition accuracy of timing relays

Accuracy of timing relays (of values)		%	± 1
Resolution			
Range "S"		ms	10
Range "M:S"		s	1
Range "H:M"		min	1

Retentive memory

Write cycles of the retentive memory			1000000 (10^6)
--------------------------------------	--	--	--------------------

Power supply



Rated operational voltage	U_e	V	100/110/115/120/230/240 AC (-15/+10%)
Permissible range			85 - 264 V AC
Frequency		Hz	50/60 ($\pm 5\%$)
Input current			normally 40 mA at 115/120 V AC 60 Hz normally 20 mA at 230/240 V AC 50 Hz
Voltage dips		ms	\leq In accordance with IEC 61131-2 ≤ 20
Fuse		A	 1A (T)

Digital inputs 115/230 V AC

Number			8
Status Display			LCD-Display

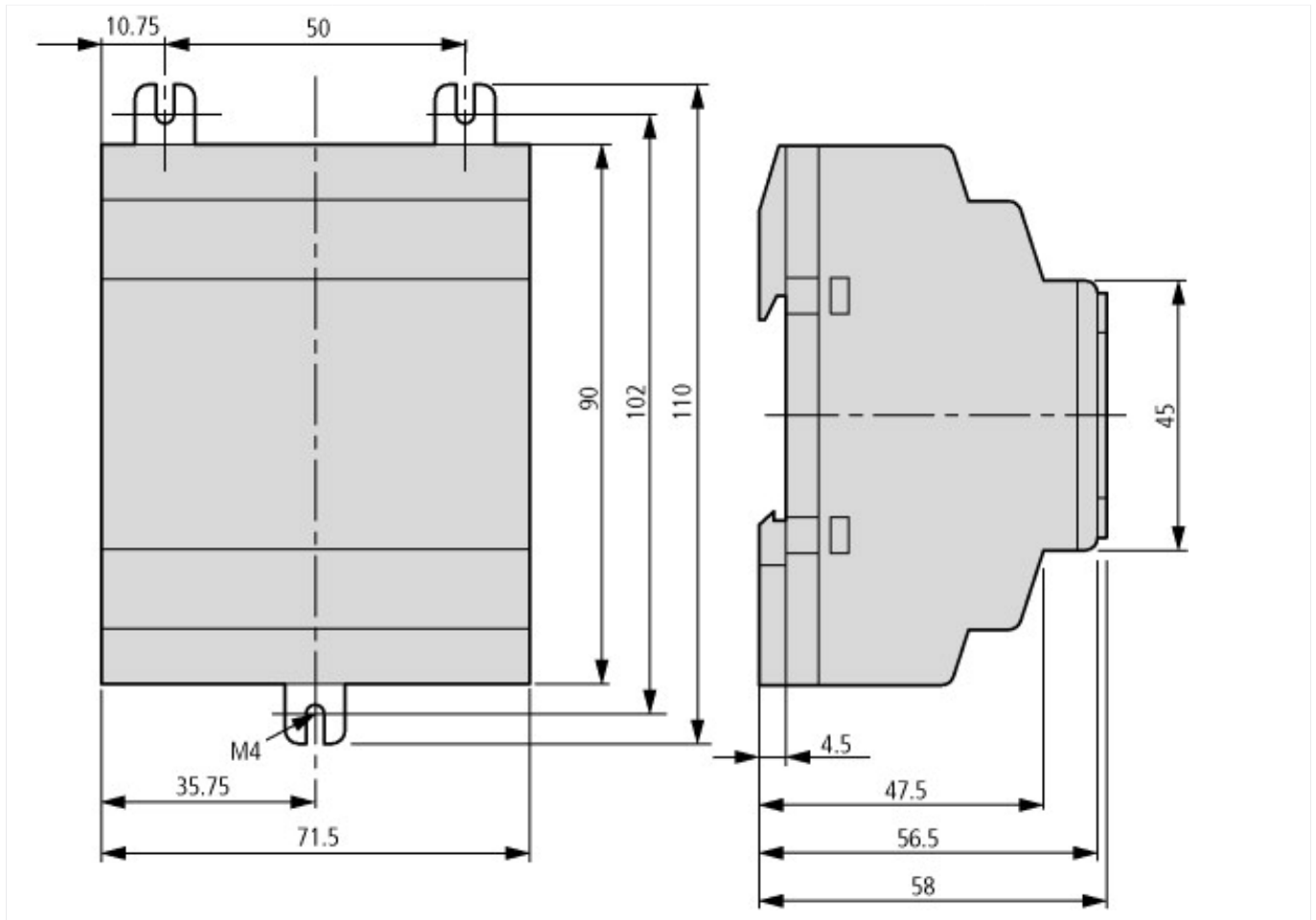
Potential isolation			from power supply: no between digital inputs: no from the outputs: yes to interface/memory card: no
Input voltage (sinusoidal)	U_e	V AC	Signal 0: 0 - 40 Signal 1: 79 - 264
Rated frequency		Hz	50 - 60
Input current at signal 1		mA	I1 - I6: 6 x 0.25 (at 115 V AC, 60 Hz) I7, I8: 2 x 4 (at 115 V AC, 60 Hz) I1 - I6: 6 x 0.5 (at 230 V AC, 50 Hz) I7, I8: 2 x 6 (at 230 V AC, 50 Hz)
Deceleration time		ms	80/66% (0 -> 1/1 -> 0, debounce ON 50/60Hz, I1 - I6, I9 - I12, R1 - R12) 20/16% (0 -> 1/1 -> 0, debounce OFF 50/60Hz, I1 - I6, I9 - I12, R1 - R12) 160/150 (1 -> 0, debounce ON 50/60Hz, I7, I8) 100/100 (1 -> 0, Debounce OFF 50/60Hz, I7, I8) 80/66% (0 -> 1, debounce ON 50/60Hz, I7, I8) 20/16% (0 -> 1, debounce OFF 50/60Hz, I7, I8)
Cable length		m	Normally 40 I1 to I6 (max. permissible per input) Normally 100 I7, I8 (max. permissible per input)

Relay outputs

Number			4
Outputs in groups of			1
Parallel switching of outputs for increased output			Not permissible
Protection of an output relay			Miniature circuit-breaker B16 or fuse 8 A (slow)
Potential isolation			from power supply: yes From the inputs: yes Safe isolation according to EN 50178: 300 V AC Basic isolation: 600 V AC
Lifespan, mechanical	Operations	x 10^6	10
Contacts			
Conventional thermal current (10 A UL)		A	8
Recommended for load: 12 V AC/DC		mA	> 500
Short-circuit-proof $\cos \varphi = 1$, characteristic B16 at 600 A		A	16
Short-circuit-proof $\cos \varphi = 0.5$ to 0.7, characteristic B16 at 900 A		A	16
Rated impulse withstand voltage U_{imp} of contact coil		kV	6
Rated operational voltage	U_e	V AC	250
Rated insulation voltage	U_i	V AC	250
Safe isolation according to EN 50178		V AC	300 between coil and contact 300 between two contacts
Making capacity			
AC—15, 250 V AC, 3 A (600 ops./h)	Operations		300000
DC-13, L/R  150 ms, 24 V DC, 1 A (500 S/h)	Operations		200000
Breaking capacity			
AC-15, 250 V AC, 3 A (600 Ops./h)	Operations		300000
DC-13, L/R  150 ms, 24 V DC, 1 A (500 S/h)	Operations		200000
Filament bulb load			
1000 W at 230/240 V AC	Operations		25000
500 W at 115/120 V AC	Operations		25000
Fluorescent lamp load			
Fluorescent lamp load 10 x 58 W at 230/240 V AC			
With upstream electrical device	Operations		25000
Uncompensated	Operations		25000
Fluorescent lamp load 1 x 58 W at 230/240 V AC, conventional, compensated	Operations		25000
Switching frequency			
Mechanical operations		x 10^6	10
Switching frequency		Hz	10
Resistive load/lamp load		Hz	2
Inductive load		Hz	0.5

UL/CSA			
Uninterrupted current at 240 V AC	A		10
Uninterrupted current at 24 V DC	A		8
AC			
Control Circuit Rating Codes (utilization category)			B 300 Light Pilot Duty
Max. rated operational voltage	V AC		300
max. thermal continuous current $\cos \varphi = 1$ at B 300	A		5
max. make/break $\cos \varphi \neq$ capacity 1 at B 300	VA		3600/360
DC			
Control Circuit Rating Codes (utilization category)			R 300 Light Pilot Duty
Max. rated operational voltage	V DC		300
Max. thermal uninterrupted current at R 300	A		1
Max. make/break capacity at R 300	VA		28/28

Dimensions



Additional product information (links)

IL05013015Z (AWA2528-2105) Control relay easy	
IL05013015Z (AWA2528-2105) Control relay easy	ftp://ftp.moeller.net/DOCUMENTATION/AWA_INSTRUCTIONS/IL05013015Z2010_11.pdf
MN05013003Z-EN (AWB2528-1508) control relay easy500, easy700	
MN05013003Z-DE (AWB2528-1508) Steuerrelais easy500, easy700 - Deutsch	ftp://ftp.moeller.net/DOCUMENTATION/AWB_MANUALS/MN05013003Z_DE.pdf
MN05013003Z-EN (AWB2528-1508) control relay easy500, easy700 - English	ftp://ftp.moeller.net/DOCUMENTATION/AWB_MANUALS/MN05013003Z_EN.pdf
Labeleditor	ftp://ftp.moeller.net/MFD/EASY-SOFT-PRO/labeleditor_206.exe